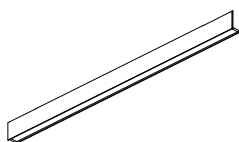




## Dimensions



## Accessories



WIRE TRIMLESS ACCESSORY



TRIMLESS TOOL

## PRODUCT

Name	FIFTY+ SUSP 100 3000K NT
Reference	A4460111NT
Color	Textured black
RAL	9005
Category	SUSPENSION

## LIGHT SOURCE

Type	LED
Gross luminous flux	2280 lm
Colour temperature	3000 K
Chromatic stability	MacAdam Step 2
Colour Rendering Index	CRI>90
Power	15,4 W
Current	700 mA
Efficacy	148 lm/W
LED lifespan	L80B10 >60.000h
Energy efficiency class	D

## LIGHTING FIXTURE | PHOTOMETRIC DATA

Lighting efficiency	70%
Light beam angle	104°

## LIGHTING FIXTURE | ELECTRICAL DATA

Driver	Included
Power values of the system	19,13 W
Frequency	50/60 Hz
Dimming	No Dim
Electrical insulation class	⚡

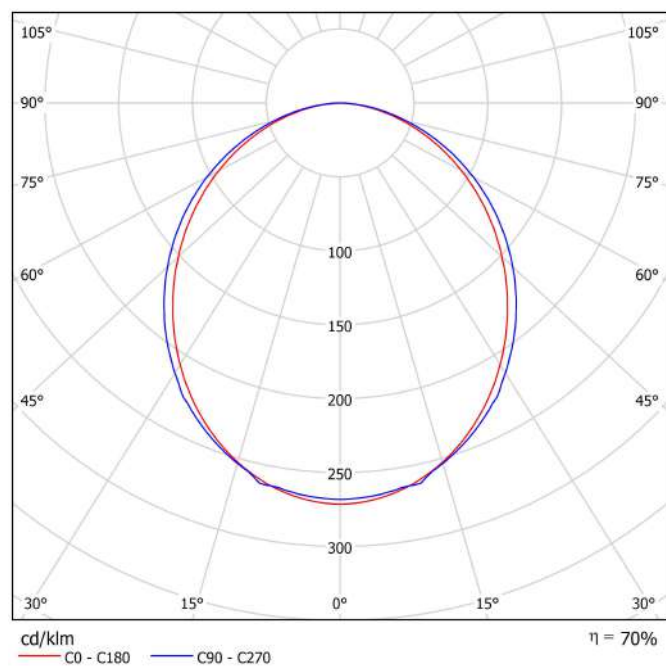
## OTHER DATA

Sealing	IP20
Wireless control	Please Consult
Cord length	Max. 2 m
Fast adjustment tensioner	Yes
Diffuser included	Yes
Weight	3360 g
Packaged weight	4920 g
Packaging dimensions	Ø157,5 x 1140 mm
Units per package	1
Materials	Aluminium / Polycarbonate

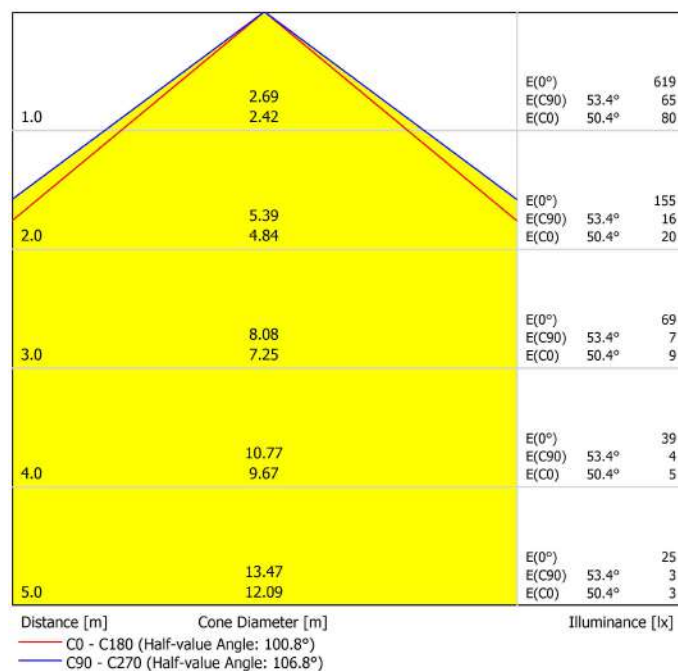


Fifty + is the longitudinal lighting profile for Suspension application, individually. Fifty + adds functional light and visual support to highlight the lines, volumes and transitions defined in the architecture. Having an Opal diffuser which disperses the light and a UGR diffuser that reduces the glare angle. Both are installed as a single part along its entire length so as not to interrupt the light beam.

## Polar diagram



## Conical diagram



## UGR

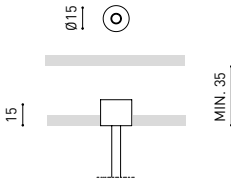
Glare Evaluation According to UGR													
p Ceiling		70	70	50	50	30	70	70	50	50	30	30	
p Walls		50	30	50	50	30	50	30	50	50	30	30	
p Floor		20	20	20	20	20	20	20	20	20	20	20	
Room Size X Y		Viewing direction at right angles to lamp axis						Viewing direction parallel to lamp axis					
2H	2H	19.9	21.2	20.2	21.4	21.6	20.2	21.5	20.5	21.8	22.0	22.7	
	3H	21.5	22.7	21.9	23.0	23.2	22.0	23.2	22.3	23.4	23.6	24.3	
	4H	22.1	23.2	22.5	23.5	23.8	22.6	23.7	23.0	24.0	24.3	24.9	
	6H	22.6	23.6	22.9	23.9	24.2	23.1	24.1	23.5	24.4	24.7	24.9	
	8H	22.7	23.7	23.1	24.0	24.3	23.3	24.2	23.6	24.6	24.9	24.9	
4H	12H	22.8	23.7	23.1	24.0	24.4	23.4	24.3	23.7	24.6	25.0	25.0	
	2H	20.5	21.6	20.8	21.8	22.1	20.7	21.9	21.1	22.1	22.4	22.7	
	3H	22.3	23.3	22.7	23.6	23.9	22.7	23.6	23.1	24.0	24.3	24.9	
	4H	23.1	23.9	23.5	24.3	24.6	23.5	24.3	23.9	24.7	25.0	25.9	
	6H	23.6	24.4	24.1	24.7	25.1	24.1	24.8	24.5	25.2	25.6	25.6	
8H	8H	23.8	24.5	24.3	24.9	25.3	24.3	25.0	24.7	25.4	25.8	25.8	
	12H	23.9	24.5	24.4	24.9	25.4	24.5	25.1	24.9	25.5	25.9	25.9	
	BH	4H	23.4	24.0	23.8	24.4	24.9	23.7	24.4	24.2	24.8	25.2	25.2
		6H	24.1	24.6	24.5	25.0	25.5	24.5	25.0	24.9	25.5	25.9	25.9
		8H	24.3	24.8	24.8	25.3	25.7	24.8	25.3	25.3	25.7	26.2	26.2
12H		24.5	24.9	25.0	25.4	25.9	25.0	25.4	25.5	25.9	26.4	26.4	
12H		4H	23.4	24.0	23.9	24.4	24.9	23.8	24.4	24.2	24.8	25.2	25.2
	6H	24.1	24.6	24.6	25.1	25.5	24.5	25.0	25.0	25.5	25.9	25.9	
	8H	24.4	24.8	24.9	25.3	25.8	24.9	25.3	25.4	25.7	26.2	26.2	
Variation of the observer position for the luminance distances S													
S = 1.0H		+0.1 / -0.1						+0.1 / -0.1					
S = 1.5H		+0.2 / -0.4						+0.2 / -0.4					
S = 2.0H		+0.4 / -0.8						+0.4 / -0.7					
Standard table		BK05						BK06					
Correction Summand		2.7						3.7					
Corrected Glare Indices referring to 2200lm Total Luminous Flux													

Feed



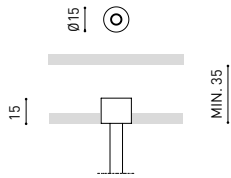
Model	Mains Trimless
Reference	A023-00-01-   W   N
Colour	W <input type="checkbox"/> RAL 9016   N <input checked="" type="checkbox"/> RAL 9005
Category	Accessories

PRODUCT




Model	Mains Thick Trimless
Reference	A023-00-02-   W   N
Colour	W <input type="checkbox"/> RAL 9016   N <input checked="" type="checkbox"/> RAL 9005
Category	Accessories

PRODUCT



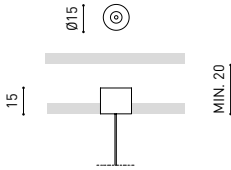
Fastening



Model	Steel Cable Trimless*
Reference	A023-00-05-   W   N
Colour	W <input type="checkbox"/> RAL 9016   N <input checked="" type="checkbox"/> RAL 9005
Category	Accessories

PRODUCT

\*as many pieces as needed according to your product



Accessory for trimless cable

Wire Trimless Accessory is a collection of accessories for fitting tensioners and cables to Arkoslight luminaires suspended directly from the ceiling with any visible ceiling rose or fixings. This achieves a minimalist application with a visually tidy finish.

With Wire Trimless Accessory the items adjacent to the ceiling of the standard product (ceiling roses, fixings, driver boxes, etc.) are concealed by a simple recessed application.

Wire Trimless Accessory reduces the visual impact of the installation leading to extremely minimalist aesthetics. The wires come out of the ceiling material as a part of the structure. This detail creates a much purer, more essential layout, particular when several luminaires are fitted in an arrangement.

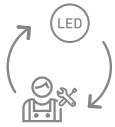


INSTALLATION GUIDE  
[https://youtu.be/sa\\_xAgj4ji4](https://youtu.be/sa_xAgj4ji4)



PRODUCT	
Model	Trimless Tool <b>D20 X D52 MM</b>
Reference	A478-00-01
Category	Accessories





Fuente de luz (LED) reemplazable por un profesional autorizado

Replaceable (LED only) light source by an authorized professional.

Source lumineuse (LED) remplaçable par un professionnel agréé

Sorgente luminosa (LED) sostituibile da parte di un professionista autorizzato

Austauschbare (LED) Lichtquelle durch einen autorisierten Fachmann



Equipo de control reemplazable por un profesional autorizado

Replaceable control gear by an authorized professional

Dispositif de commande remplaçable par un professionnel agréé

Alimentatore sostituibile da parte di un professionista autorizzato

Auswechselbares Betriebsgerät durch autorisierten Fachmann

## Instrucciones para el final de vida y la eliminación de los componentes:

### Instructions on end-of-life and component disposal:

### Instructions pour la gestion des composants en fin de vie et leur mise au rebut :

### Istruzioni per il fine vita e lo smaltimento dei componenti:

### Anweisungen zur entsorgung der Leuchtenkomponenten:



Interrumpir la alimentación del aparato  
Cut the power supply to the luminaire  
Couper l'alimentation du luminaire  
Interrompere l'alimentazione dell'apparecchio  
Stromversorgung der Leuchte unterbrechen



Quitar la(s) fuente(s) de luz para el desecho  
Remove light source(s) for disposal  
Retirer la (les) source(s) lumineuse(s) pour l'élimination  
Rimuovere la/le sorgente/e di luce per lo smaltimento  
Lichtquelle(n) zur Entsorgung entfernen



Quitar la batería para el desecho  
Remove the battery for decommissioning  
Retirer la batterie pour sa mise au rebut  
Rimuovere la batteria per la dismissione  
Die Batterie ordnungsgemäß entsorgen



Quitar el equipo de control para el desecho  
Remove control gear for disposal  
Retirer le dispositif de commande pour l'élimination  
Rimuovere l'alimentatore per lo smaltimento  
Betriebsgerät zur Entsorgung ausbauen

Enviar los materiales a un centro de recogida RAEE  
Send the materials to a WEEE collection centre  
Envoyer les matériaux dans une déchetterie DEEE  
Inviare i materiali ad un centro di raccolta RAEE  
Die Materialien in einem WEEE-Zentrum entsorgen

